



THE STATUS OF WOMEN & GIRLS IN MINNESOTA 2020

**Christina Ewig, Professor of Public Affairs
Director, Center on Women, Gender and Public Policy
Humphrey School of Public Affairs**



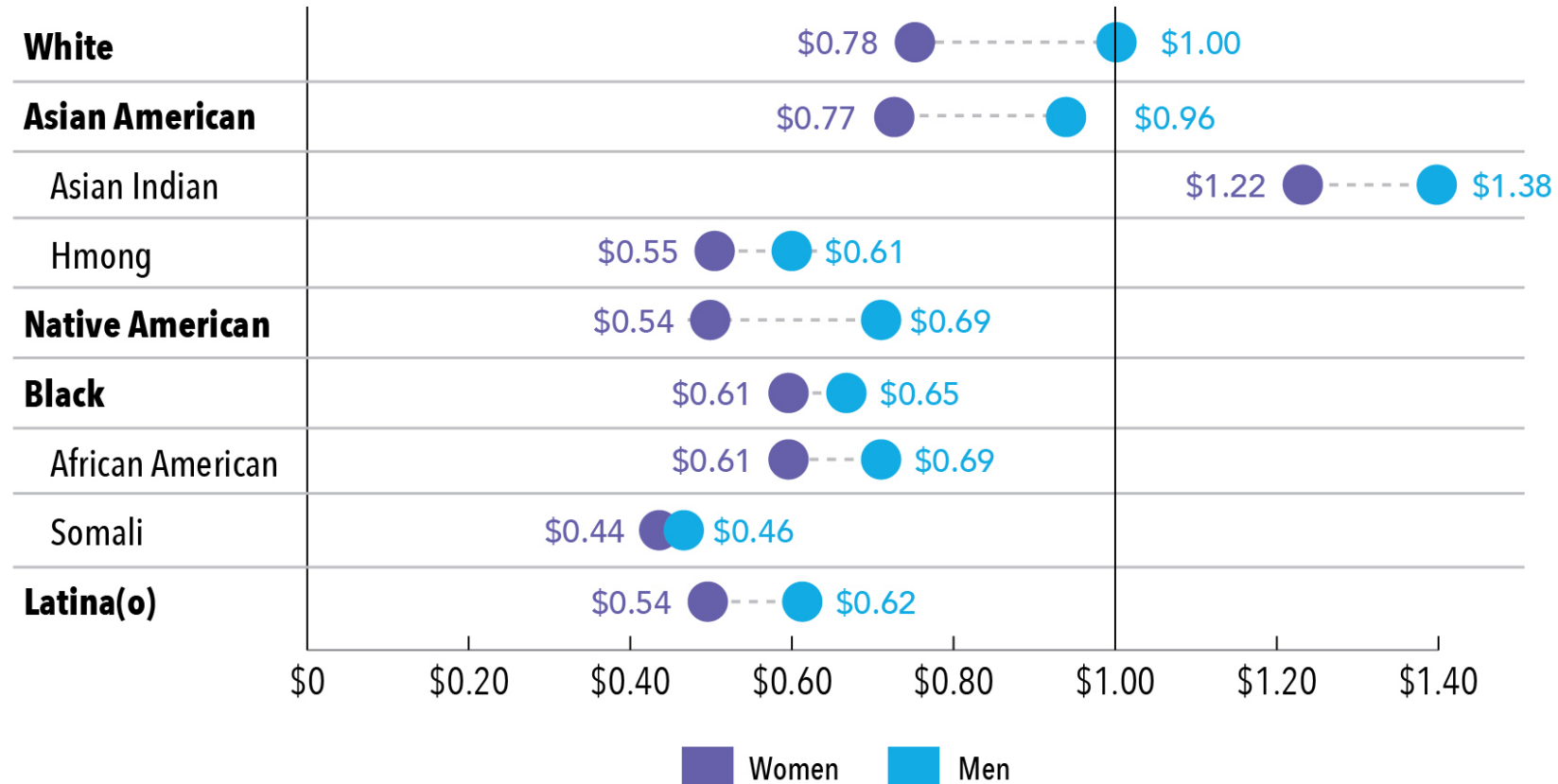
CENTER ON WOMEN,
GENDER AND PUBLIC POLICY
UNIVERSITY OF MINNESOTA

**Minnesota Leads the
nation in Women's
Workforce
participation**

*62% of all Minnesota
women*

*78% of Minnesota mothers
with children under 6*

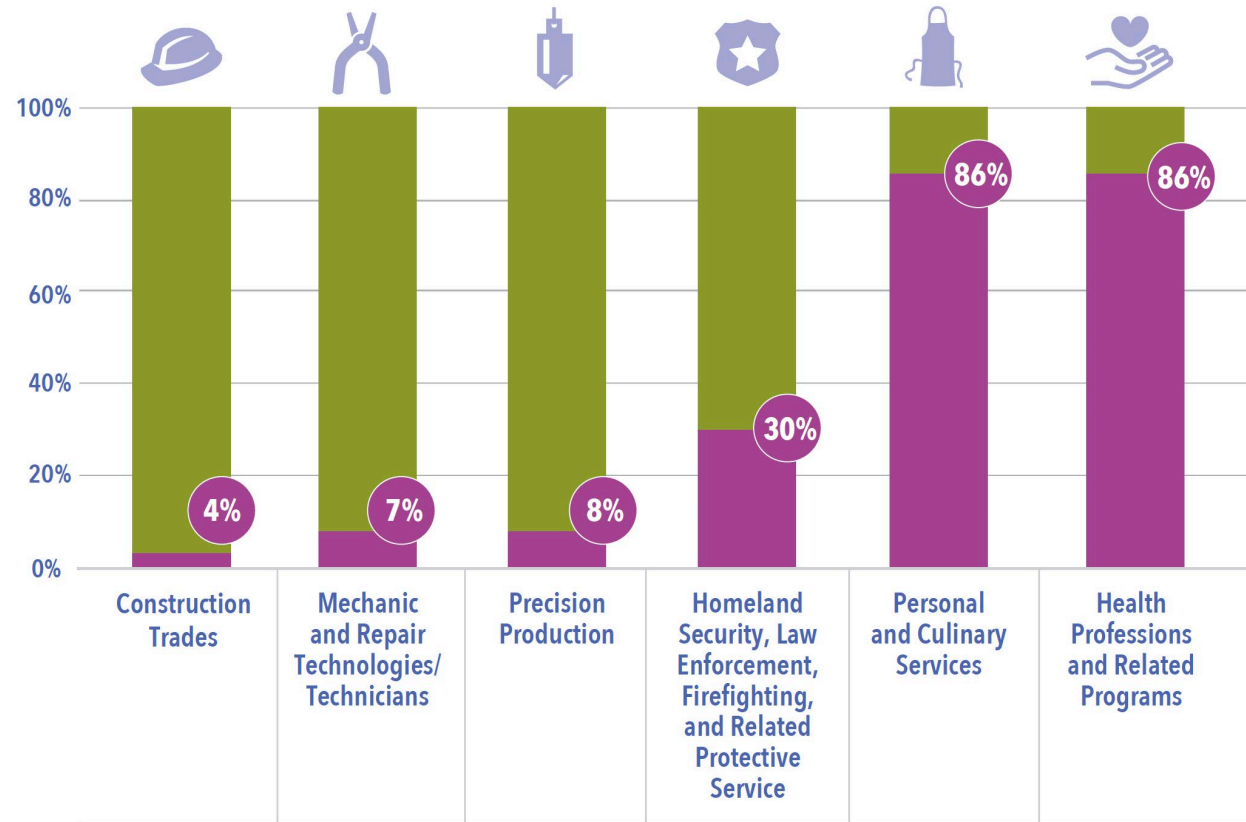
Gender Wage Gap Reduces Lifetime Earnings



Occupational Clustering is one factor behind the wage gap

Female dominated jobs average \$22/hr while male dominated jobs average \$29/hr

Percentage of Minnesota Two-Year and Certificate Graduates by Gender for Select Majors



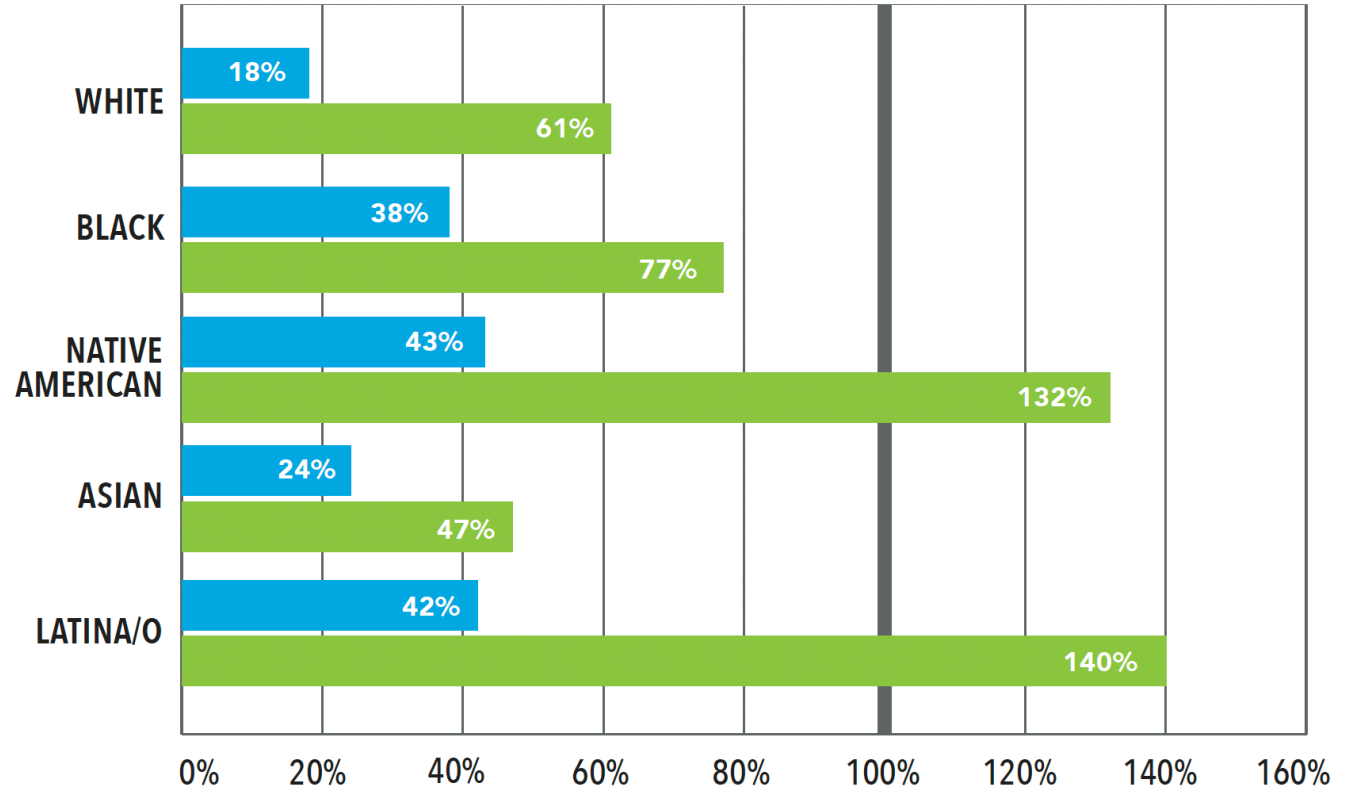
Women make up the majority of Minnesota workers who are paid **at or below the minimum wage**, even with advanced degrees.

59% WOMEN
41% MEN

Crisis of Care

MN cost of childcare outpaces income

Cost of Minnesota Accredited Center-Based Infant Care Compared to Median Income for Families with Children Under 6



TWO-PARENT FAMILY



SINGLE MOTHER

A Long Way to Economic Autonomy

	Two-parent family with 2 children Cost of living: \$86,124			Single mother with 2 children Cost of Living: \$79,560		
	Median Income	% With income below cost of living	% below Poverty Line	Median Income	% With income below cost of living	% below Poverty Line
White	\$108,590	35	3	\$39,915	84	20
Asian	\$88,320	47	8	\$36,900	93	26
Black	\$53,200	69	17	\$20,150	99	48
Latina/o	\$45,091	76	15	\$18,615	93	54
Native American	\$47,573	76	17	\$12,218	100	61
Total	\$103,419	39	4	\$34,724	89	29

Questions?

z.umn.edu/cwgpp

cewig@umn.edu

@cwgpp

Home Ownership by Race & Family Type

